



# TOWN OF ANDOVER

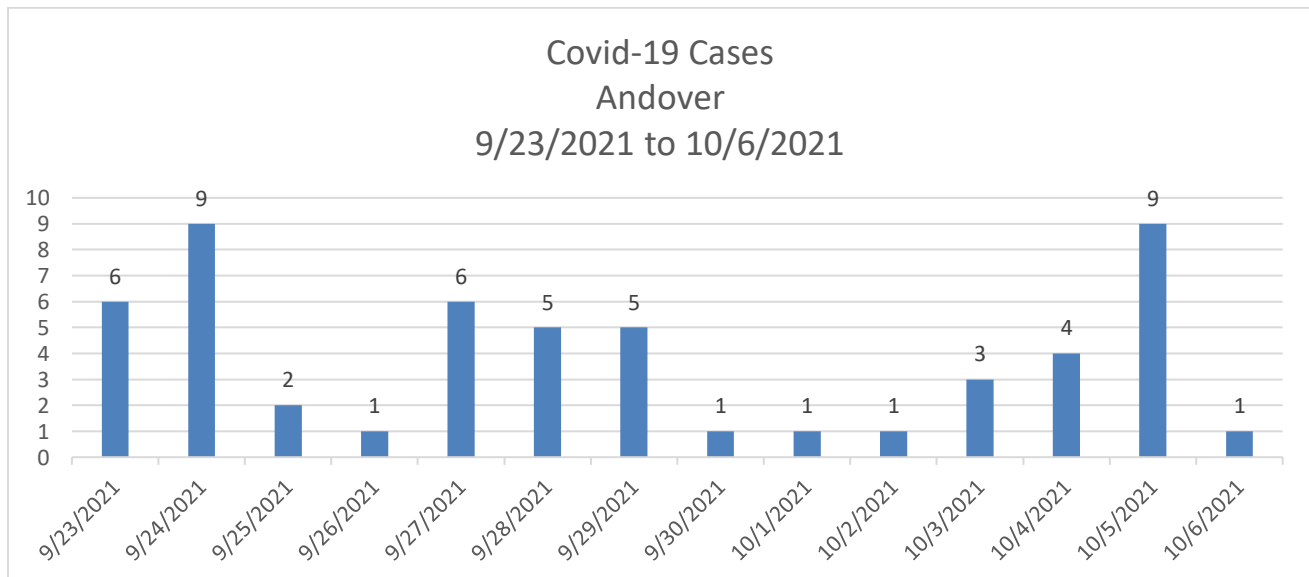
Town Offices  
36 Bartlet Street  
Andover, MA 01810  
(978) 623-8200  
www.andoverma.gov

## **ANDOVER COVID-19 CASE DATA** **REPORT DATE: OCTOBER 8, 2021**

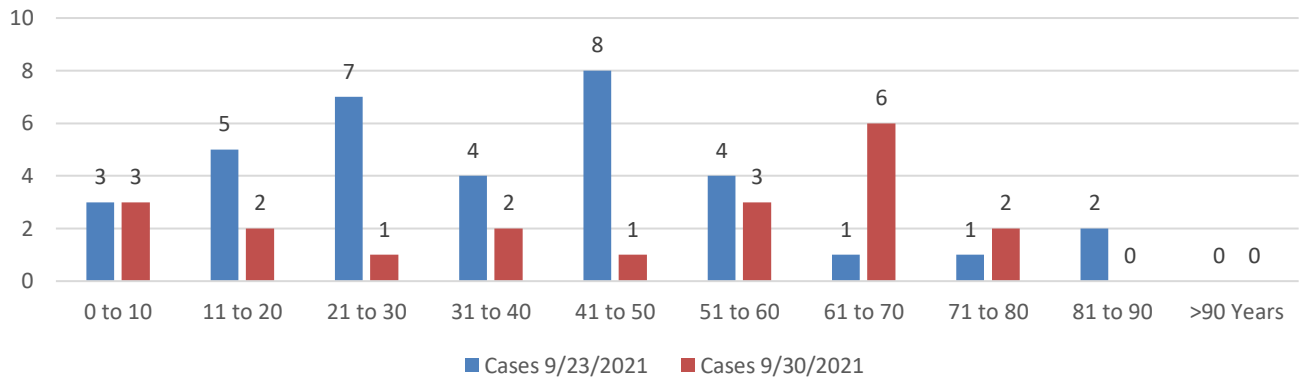
Due to the increase in positive Covid-19 Cases in both the country and the Commonwealth, the town has been receiving questions about cases in Andover. This data is being supplied to help residents and businesses make informed decisions about how they protect those around them.

We take this opportunity to caution the public that the Covid-19 Pandemic is not yet over, and that Public Health Interventions are still required while we wait for more people to become eligible for vaccinations. Roughly 29% of our population is unvaccinated, with the majority of those people under the age of 12 years, and therefore unable to be vaccinated at this time.

The early interventions were meant to decrease spread while a vaccine was developed, and to keep the hospital systems from being overwhelmed by Covid-19 patients. We have managed to do that because our residents look out for each other, and are altruistic in wearing masks and becoming vaccinated. **HOWEVER, IT IS NOT YET TIME TO LET OUR GUARD DOWN.** We are hopeful that the Delta Variant will run its course soon, and that younger children will be cleared for vaccination soon. Until then, expect that we will see transmission in the community, and especially within households.



Covid-19 Cases by Age Group  
Andover  
9/23/2021 to 10/6/2021



This data is for September 23 to September 29, 2021:

<u>Age Range (Years)</u>	<u># of Positive Cases</u>	<u># Vaccinated</u>	<u># Not Vaccinated</u>
0 to 10	3	0	3
11 to 20	5	2	3
21 to 30	7	4	3
31 to 40	4	3	1
41 to 50	8	6	2
51 to 60	4	3	1
61 to 70	1	0	1
71 to 80	1	1	0
81 to 90	2	2	0
>90 Years	0	0	0
Total	35	21	14

This data is for September 30 to October 6, 2021:

<u>Age Range (Years)</u>	<u># of Positive Cases</u>	<u># Vaccinated</u>	<u># Not Vaccinated</u>
0 to 10	3	0	3
11 to 20	2	2	0
21 to 30	1	1	0
31 to 40	2	2	0
41 to 50	1	1	0
51 to 60	3	2	1
61 to 70	6	5	1
71 to 80	2	2	0
81 to 90	0	0	0
>90 Years	0	0	0
Total	20	15	5

Age Group	Cases 9/9/2021	Cases 9/16/2021	Cases 9/23/2021	Cases 9/30/2021
0 to 10	4	19	3	3
11 to 20	6	5	5	2
21 to 30	7	5	7	1
31 to 40	4	4	4	2
41 to 50	7	9	8	1
51 to 60	4	5	4	3
61 to 70	4	7	1	6
71 to 80	2	3	1	2
81 to 90	1	0	2	0
> 90 Years	1	0	0	0
Total	40	57	35	20

**Items to Note:**

- 20 of the 55 cases in this two-week period occurred in 9 households.
- In the cases reported the week starting 9/16/2021, the majority of the 19 positive cases in the 0 to 10 age range were associated with a cluster around 2 classrooms. There are no current known clusters involving schools.
- Health Staff will be watching case information for the next two weeks to see if there are further spikes associated with the Columbus Day weekend (Clown Town, Topsfield Fair, and vacations).
- In looking at the raw numbers, one should not assume that this variant is disproportionately affecting vaccinated persons; it is expected that since Andover’s vaccination rate is 71%, that we could see more vaccinated persons testing positive.
- Essex County has been designated by the CDC as an area of high transmission.

Town	Age Group	Population	Individuals with at least one dose	Individuals with at least one dose per capita	Fully vaccinated individuals	Fully vaccinated individuals per capita
Andover	12-15 Years	2,155	2,049	>95%	1,821	84%
Andover	16-19 Years	2,010	2,233	>95%	2,105	>95%
Andover	20-29 Years	3,729	2,870	77%	2,695	72%
Andover	30-49 Years	8,928	7,239	81%	6,765	76%
Andover	50-64 Years	7,988	7,447	93%	7,040	88%
Andover	65-74 Years	3,432	3,251	95%	3,023	88%
Andover	75+ Years	2,607	2,438	94%	2,232	86%
Andover	Total	36,064	27,527	76%	25,681	71%

- Qualifications: WE KNOW THAT SOME OF THESE NUMBERS CONFLICT WITH EACH OTHER; THIS IS MEANT TO SERVE AS A LENSE TO WHAT IS OCCURRING IN THE COMMUNITY. This data is fluid and may not match numbers presented in the state's weekly community data. The state positive case data may be found here: <https://www.mass.gov/info-details/covid-19-response-reporting>.
- State-wide vaccination data can be found here: <https://www.mass.gov/info-details/massachusetts-covid-19-vaccination-data-and-updates>
- The State Report on cases in vaccinated persons can be found here: <https://www.mass.gov/info-details/massachusetts-covid-19-vaccination-data-and-updates#weekly-covid-19-municipality-vaccination-data->

### Precautions to Take:

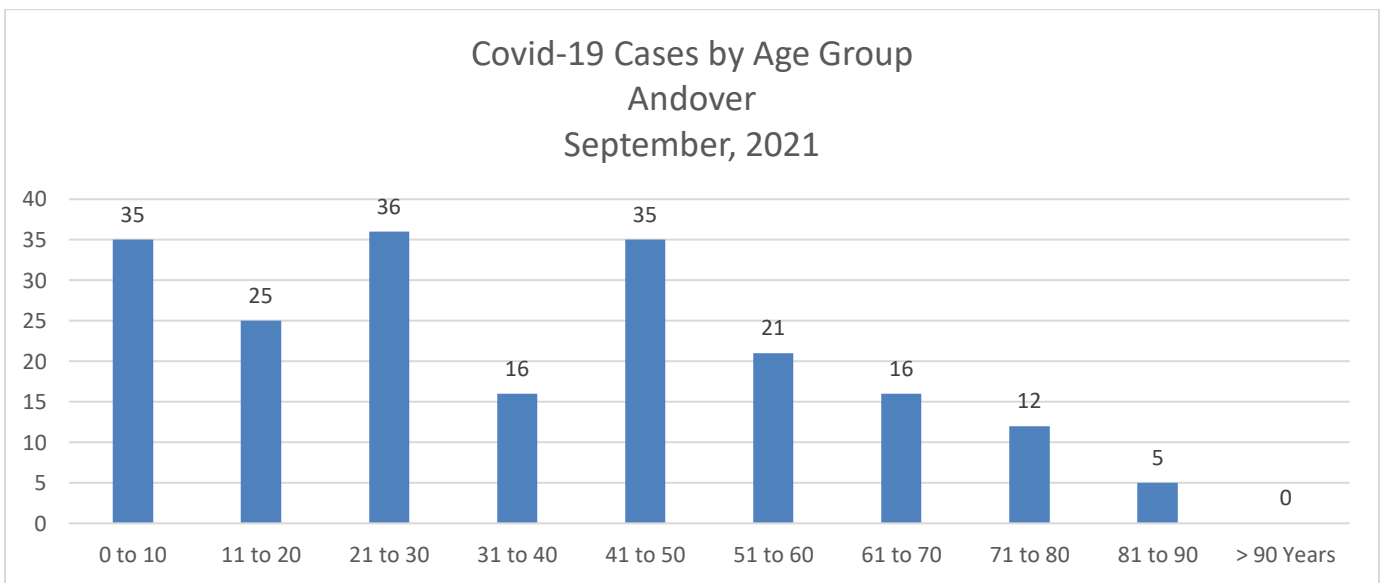
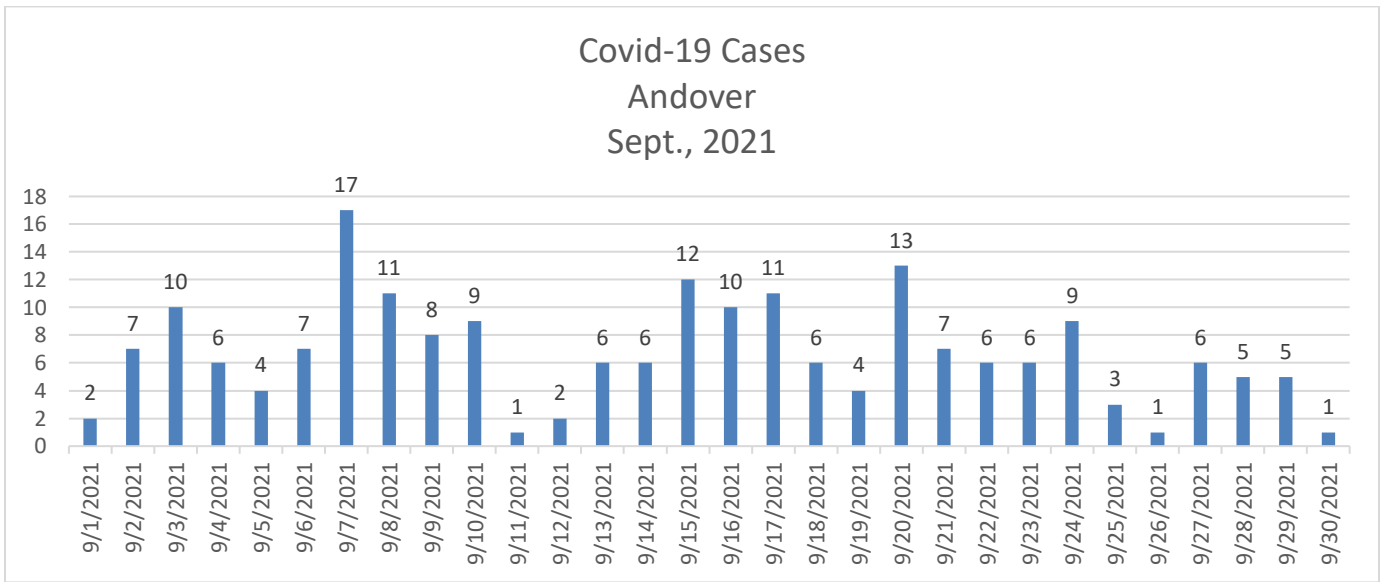
- If you have not been vaccinated, or have not completed your vaccination series, **do so now**. To find a vaccination clinic, click here: <https://www.mass.gov/covid-19-vaccine>.
- If you are unvaccinated, you should wear a face covering inside public spaces and elsewhere, where crowds might be located.
- Fully vaccinated persons should consider wearing a face covering when entering crowded indoor spaces.
- Third doses of vaccine have been approved for the **PFIZER VACCINE ONLY**, and for certain populations like immune-compromised and persons at high risk of exposure. Those third doses can be sought at pharmacies and medical practices.
- If you have been identified as a close contact of a positive person, consider being tested no sooner than 5 days after you last exposure to that person. To find a test site, visit <https://www.mass.gov/info-details/find-a-covid-19-test>.
- The Commonwealth has created an anonymous alert system to notify you if you may have been close to a positive person; you must sign up to be part of this system. Visit here for details: <https://member.everbridge.net/index/406686158291020/#/signup>.

### Face Covering Guidance:

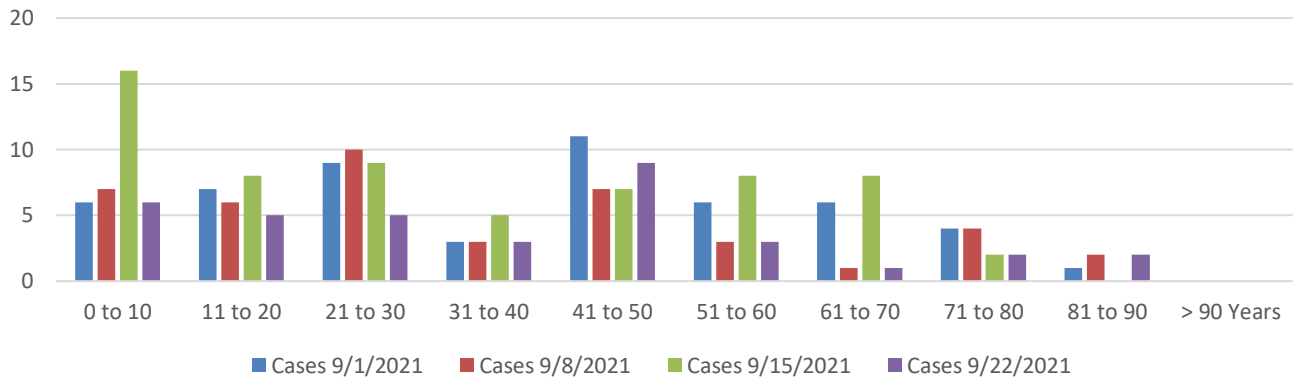
- If you are unvaccinated, you should wear a mask.
- On Public Transportation and Ride Shares, all persons **MUST** wear face coverings.
- You **MUST** wear a face covering inside a medical facility and congregate care facilities.
- You **MUST** wear a face covering inside a public school building.
- You **MUST** wear a face covering inside The Robb Center, Memorial Hall Library, and the Cormier Youth Center.
- You **MUST** wear a face covering inside any municipal building, and as all municipal board and committee meetings.
- If you are immunocompromised, even if vaccinated, you should wear a mask in crowded areas.
- If you reside with a person who is immunocompromised, you should wear a mask in crowded areas.
- If you are at increased risk for severe disease because of age or weakened immune system, you should wear a mask indoors when not at home.

**September Data:**

The Following is a review of the September, 2021 data:

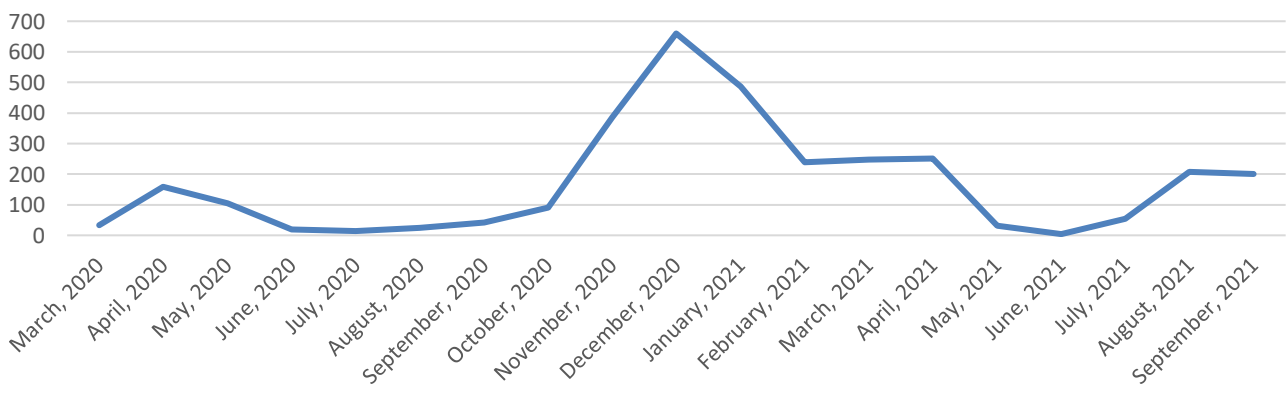


### Covid-19 Cases by Age Group Andover 9/1/2021 to 9/28/2021



Age Range	Cases 9/1/2021	Cases 9/8/2021	Cases 9/15/2021	Cases 9/22/2021
0 to 10	6	7	16	6
11 to 20	7	6	8	5
21 to 30	9	10	9	5
31 to 40	3	3	5	3
41 to 50	11	7	7	9
51 to 60	6	3	8	3
61 to 70	6	1	8	1
71 to 80	4	4	2	2
81 to 90	1	2	0	2
> 90 Years	0	0	0	0

### Covid-19 Cases by Month Andover March, 2020 to Sept., 2021



**Observations & Notes:**

- There were 8 Andover cases associated with Merrimack College students, spread out across multiple dorms.
- There were 201 cases reported over 30 days for an average daily of 6.70 cases per day.
- 105 of the 201 cases came from 39 households.
- 40 of the 201 cases were in persons under the age of 12 years, or 19.9%.
- There was a cluster of cases associated with Sanborn School, that also affected family members.