



TOWN OF ANDOVER

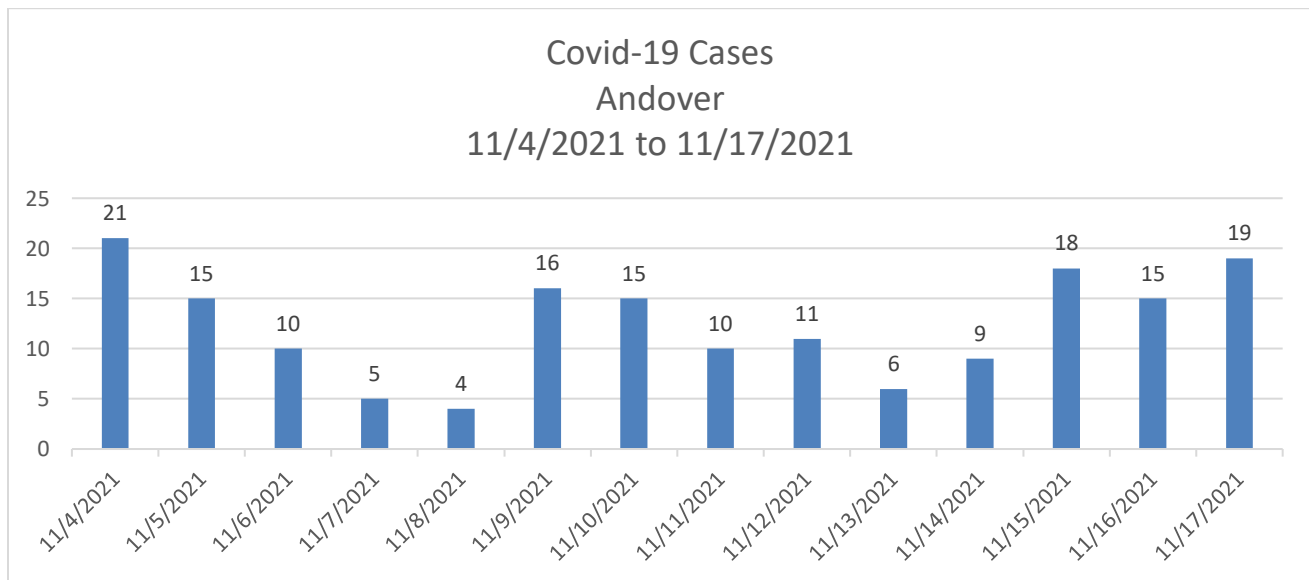
Town Offices
36 Bartlet Street
Andover, MA 01810
(978) 623-8200
www.andoverma.gov

ANDOVER COVID-19 CASE DATA REPORT DATE: November 19, 2021

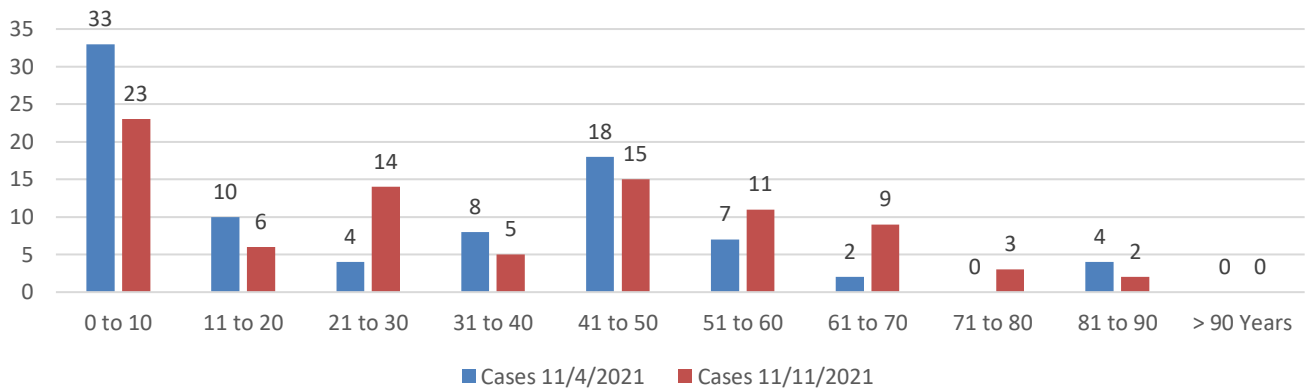
This data is being supplied to help residents and businesses make informed decisions about Covid-19 , and how they protect those around them.

We take this opportunity to caution the public that the Covid-19 Pandemic is not yet over, and that Public Health Interventions are still required while we wait for more people to be vaccinated. Roughly 27% of our population is unvaccinated, with the majority of those people under the age of 12 years, and therefore unable to be vaccinated until recently.

The early interventions were meant to decrease spread while a vaccine was developed, and to keep the hospital systems from being overwhelmed by Covid-19 patients. We have managed to do that because our residents look out for each other, and are altruistic in wearing masks and becoming vaccinated. **HOWEVER, IT IS NOT YET TIME TO LET OUR GUARD DOWN.** We are seeing increased transmission in the community, and especially within households.



Covid-19 Cases by Age Group
Andover
11/4/2021 to 11/17/2021



This data is for November 4 to November 10, 2021:

<u>Age Range (Years)</u>	<u># of Positive Cases</u>	<u># Vaccinated</u>	<u># Not Vaccinated</u>
0 to 10	32	0	32
11 to 20	10	4	6
21 to 30	4	1	3
31 to 40	7	5	2
41 to 50	19	17	2
51 to 60	7	6	1
61 to 70	2	2	0
71 to 80	0	0	0
81 to 90	4	3	1
>90 Years	0	0	0
Total	85	38	47

This data is for November 11 to November 17, 2021:

<u>Age Range (Years)</u>	<u># of Positive Cases</u>	<u># Vaccinated</u>	<u># Not Vaccinated</u>
0 to 10	23	0	23
11 to 20	6	1	5
21 to 30	14	11	3
31 to 40	4	4	0
41 to 50	15	12	3
51 to 60	11	8	3
61 to 70	9	8	1
71 to 80	3	3	0
81 to 90	2	1	1
>90 Years	0	0	0
Total	87	48	39

Age Group	Cases 10/21/2021	Cases 10/28/2021	Cases 11/4/2021	Cases 11/12/2021
0 to 10	2	12	32	23
11 to 20	1	1	10	6
21 to 30	0	10	4	14
31 to 40	7	8	7	4
41 to 50	8	6	19	15
51 to 60	3	11	7	11
61 to 70	4	9	2	9
71 to 80	2	4	0	3
81 to 90	0	0	4	2
> 90 Years	0	0	0	0
Total	27	61	85	87

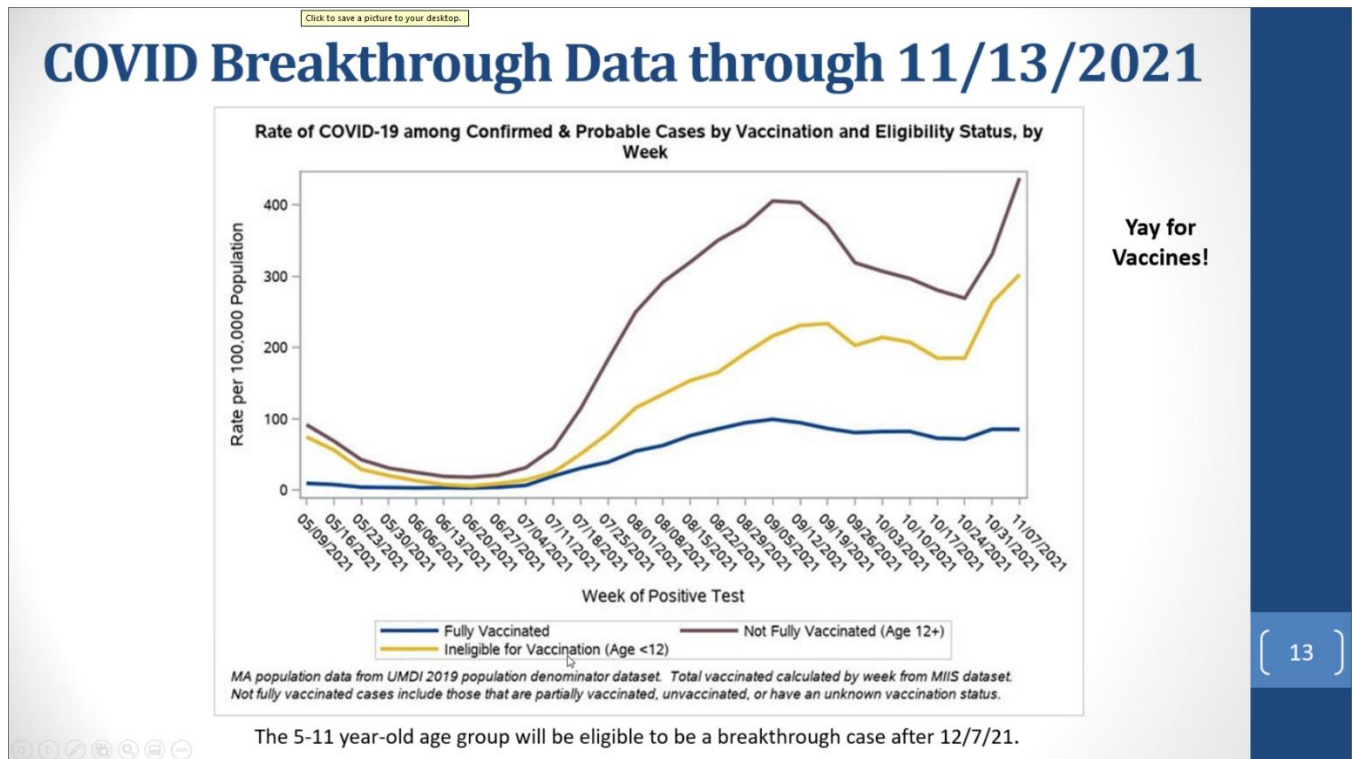
Items to Note:

- 85 of the 174 cases (49%) in this two-week period occurred in 30 households.
- 1 of the 88 cases in the most recent week are from Merrimack College. Merrimack College is experiencing multiple clusters on its campus.
- 9 of the 23 cases in the 0 to 10 year range during the most recent week are in 4 family units.
- Persons aged 5 to 11 Years are now eligible for the Covid-19 Vaccine. We anticipate a strong response to this event, and hope to see a decrease in cases associated with this age group by the start of January.
- In looking at the raw numbers, one should not assume that this variant is disproportionately affecting vaccinated persons; it is expected that since Andover's vaccination rate is 73%, that we could see more vaccinated persons testing positive.

Andover vaccination Data: 11/18/2021

Age Group	Population	Individuals with at least one dose	Individuals with at least one dose per capita	Fully vaccinated individuals	Fully vaccinated individuals per capita
5-11 Years	3,285	1,039	32%	-	0%
12-15 Years	2,155	2,092	>95%	1,861	86%
16-19 Years	2,010	2,239	>95%	2,123	>95%
20-29 Years	3,729	3,017	81%	2,787	75%
30-49 Years	8,928	7,658	86%	6,895	77%
50-64 Years	7,988	7,791	>95%	7,138	89%
65-74 Years	3,432	3,547	>95%	3,125	91%
75+ Years	2,607	2,545	>95%	2,259	87%
Total	36,064	29,928	83%	26,188	73%

This picture is a slide provided by the Massachusetts Department of Public Health. The lower blue line represents case rates for persons fully vaccinated, the middle yellow line shows case rates for persons under the age of 12 years who were not eligible for vaccine, and the upper brownish line shows case rates for persons not fully vaccinated, over the age of 1 year. The slide depicts how persons that are fully vaccinated continue to be better protected against the virus.



- Qualifications: WE KNOW THAT SOME OF THESE NUMBERS CONFLICT WITH EACH OTHER; THIS IS MEANT TO SERVE AS A LENSE TO WHAT IS OCCURRING IN THE COMMUNITY. This data is fluid and may not match numbers presented in the state’s weekly community data. The state positive case data may be found here: <https://www.mass.gov/info-details/covid-19-response-reporting>.
- In the 16 to 19 year range, there are more persons vaccinated than listed in the population. Population numbers are estimates created by the Commonwealth; the number vaccinated is taken from immunization reports.
- State-wide vaccination data can be found here: <https://www.mass.gov/info-details/massachusetts-covid-19-vaccination-data-and-updates>
- The State Report on cases in vaccinated persons can be found here: <https://www.mass.gov/info-details/massachusetts-covid-19-vaccination-data-and-updates#weekly-covid-19-municipality-vaccination-data->

Precautions to Take:

- If you have not been vaccinated, or have not completed your vaccination series, **do so now**. To find a vaccination clinic, click here: <https://www.mass.gov/covid-19-vaccine>.
- If you are unvaccinated, you should wear a face covering inside public spaces and elsewhere, where crowds might be located.
- Fully vaccinated persons should consider wearing a face covering when entering crowded indoor spaces.
- Third doses of vaccine have been approved, and for certain populations like immune-compromised and persons at high risk of exposure. Those third doses can be sought at pharmacies and medical practices.
- If you have been identified as a close contact of a positive person, consider being tested no sooner than 5 days after you last exposure to that person. To find a test site, visit <https://www.mass.gov/info-details/find-a-covid-19-test>.
- The Commonwealth has created an anonymous alert system to notify you if you may have been close to a positive person; you must sign up to be part of this system. Visit here for details: <https://member.everbridge.net/index/406686158291020/#/signup>.

Face Covering Guidance:

- If you are unvaccinated, you should wear a mask.
- On Public Transportation and Ride Shares, all persons **MUST** wear face coverings.
- You **MUST** wear a face covering inside a medical facility and congregate care facilities.
- You **MUST** wear a face covering inside a public school building.
- You **MUST** wear a face covering inside The Robb Center, Memorial Hall Library, and the Cormier Youth Center.
- You **MUST** wear a face covering inside any municipal building, and as all municipal board and committee meetings.
- If you are immunocompromised, even if vaccinated, you should wear a mask in crowded areas.
- If you reside with a person who is immunocompromised, you should wear a mask in crowded areas.
- If you are at increased risk for severe disease because of age or weakened immune system, you should wear a mask indoors when not at home.