



TOWN OF ANDOVER

Town Offices
36 Bartlet Street
Andover, MA 01810
(978) 623-8200
www.andoverma.gov

ANDOVER COVID-19 CASE DATA REPORT DATE: January 14, 2022

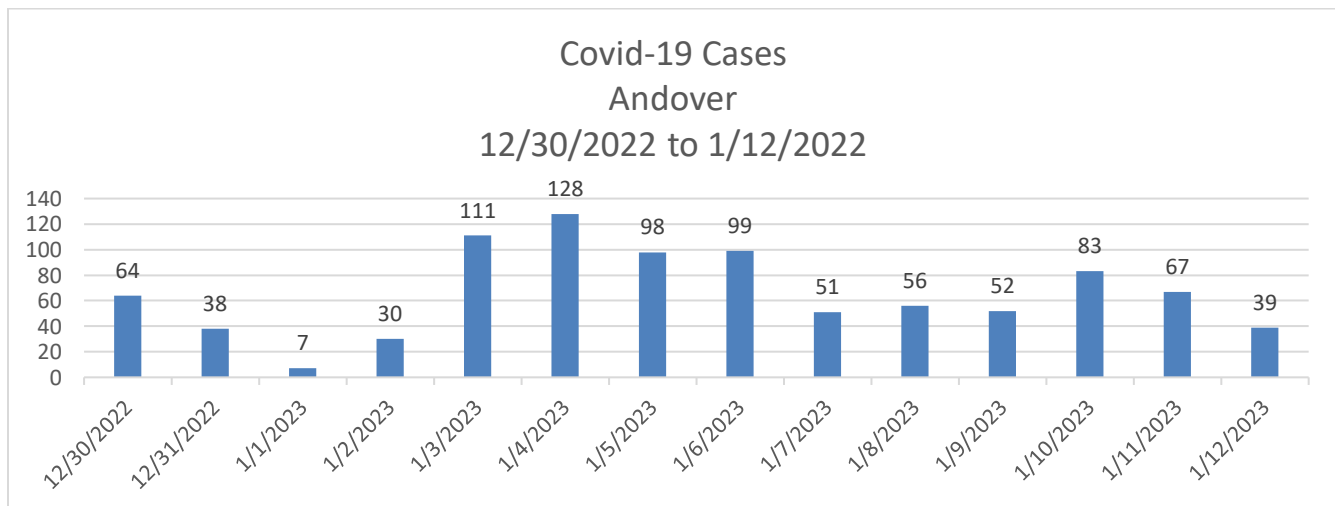
THE BOARD OF HEALTH STRONGLY RECOMMENDS THE USE OF FACE COVERINGS WHILE AT INDOOR GATHERINGS, INCLUDING RETAIL AND GYM SETTINGS.

On December 28, 2021, the CDC released new Isolation and Quarantine Guidelines, which were adopted by the Commonwealth of Massachusetts on December 29, 2021. Please visit <https://www.mass.gov/info-details/what-to-do-if-you-have-covid-19-or-have-been-exposed-to-covid-19> to view the changes. Andover will follow that guidance. While CDC has again updated its guidance, the Commonwealth has not.

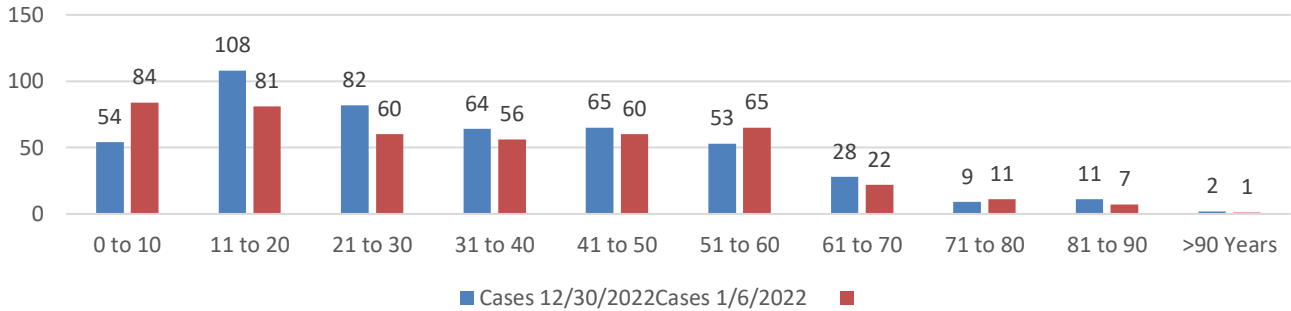
FAQs:

- I used an at-home test kit and tested positive; where should I report these results? – The results are not reportable to the town, and would not be included in these case counts.
- Should I have an additional test done if my home test is positive? – Yes, we recommend seeking a PCR test to confirm the home test.
- Should I be vaccinated? People who are vaccinated are still getting Covid-19 – Yes, vaccination has been shown to decrease adverse events when someone does acquire the virus. In fact, two thirds of the hospitalizations are unvaccinated people.
- Should I wear a mask? People are still getting Covid-19 when they wear a mask. – Masks are an important intervention to help slow the spread of the virus, and should be used when indoors in public spaces such as retail stores and gyms. Not all masks are equal; reusable cloth masks are OK, disposable procedure masks are better, and N95-type masks are the best protection.

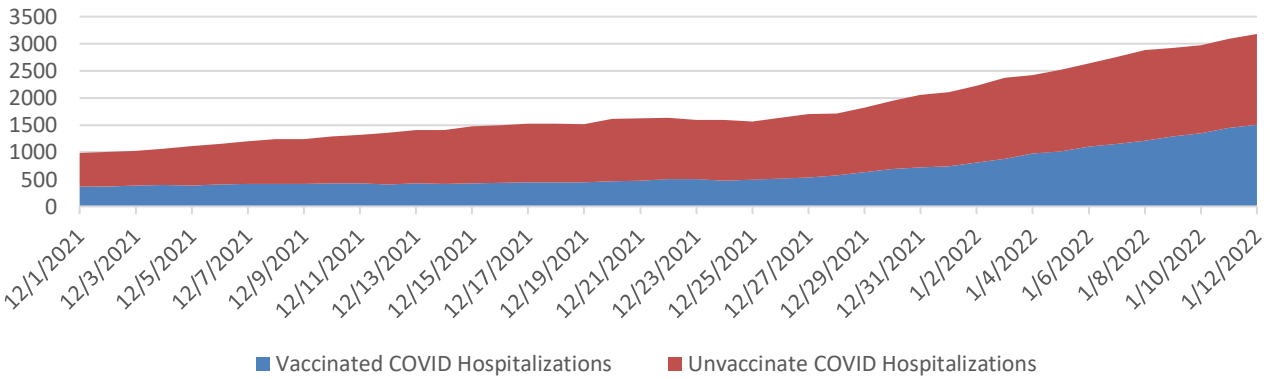
NOTE: Due to the volume of cases this week, we are unable to provide breakdowns of vaccinated versus unvaccinated persons. The MAVEN System, where these reports are generated, is supposed to pull vaccination data from another state database, but there are vagaries that we cannot overcome to verify these numbers. As evidenced by prior weekly reports, both vaccinated and unvaccinated persons are testing positive for the virus.



**Covid-19 Cases by Age & Week
Andover
12/30/2022 to 1/12/2022**



**Covid-19 Cases
Hospitalization Data
12/1/2021 to 1/12/2022**



Age Group	Cases 12/16/2021	Cases 12/23/2021	Cases 12/30/2021	Cases 1/6/2022
0 to 10	36	38	54	84
11 to 20	51	51	108	81
21 to 30	42	40	82	60
31 to 40	30	28	64	56
41 to 50	27	47	65	60
51 to 60	30	37	53	65
61 to 70	14	13	28	22
71 to 80	5	4	9	11
81 to 90	1	1	11	7
> 90 Years	0	1	2	1
Total	236	260	476	447

Items to Note:

- Due to the volume of cases, we are unable to break down the numbers of vaccinated and unvaccinated cases.
- The yellow highlighted boxes are new data this week.
- Note that today’s data reported for 12/30/2021 are different than what was reported last week. This is due to a delay in reporting of test results into MAVEN (when case numbers were lower, test turnaround time was within 48 hours; we are seeing test data be reported 3 to 5 days after the test date).
- These numbers represent the data obtained through the state’s MAVEN system, and do not reflect diagnosis through home rapid tests; assume that the actual positive cases are higher.
- 36.9% of this week’s cases are aged 20 years and younger.
- 79% of Andover residents are fully vaccinated; 43% have received a booster shot.
- 137 cases out of 447 cases in the past week come from 58 households (36.3%).
- The hospitalization chart is taken from data supplied by the Commonwealth of Massachusetts using raw data.

Andover Vaccination Data: 1/13/2022:

Age Group	Population	Individuals with at least one dose	Individuals with at least one dose per capita	Fully vaccinated individuals	Fully vaccinated individuals per capita	Individuals with booster doses	Individuals with booster doses per capita
5-11 Years	3,285	2,064	63%	1,741	53%	2	0%
12-15 Years	2,155	2,160	>95%	1,949	90%	132	6%
16-19 Years	2,010	2,353	>95%	2,161	>95%	1,023	51%
20-29 Years	3,729	3,418	92%	2,884	77%	1,422	38%
30-49 Years	8,928	7,875	88%	7,085	79%	4,036	45%
50-64 Years	7,988	7,967	>95%	7,222	90%	4,773	60%
65-74 Years	3,432	3,550	>95%	3,153	92%	2,444	71%
75+ Years	2,607	2,578	>95%	2,294	88%	1,722	66%
Total	36,064	31,965	89%	28,489	79%	15,554	43%

Qualifications: WE KNOW THAT SOME OF THESE NUMBERS CONFLICT WITH EACH OTHER; THIS IS MEANT TO SERVE AS A LENSE TO WHAT IS OCCURRING IN THE COMMUNITY. This data is fluid and may not match numbers presented in the state’s weekly community data. The state positive case data may be found here: <https://www.mass.gov/info-details/covid-19-response-reporting>.

- In the 16 to 19 year range, there are more persons vaccinated than listed in the population. Population numbers are estimates created by the Commonwealth; the number vaccinated is taken from immunization reports.
- State-wide vaccination data can be found here: <https://www.mass.gov/info-details/massachusetts-covid-19-vaccination-data-and-updates>

- The State Report on cases in vaccinated persons can be found here: <https://www.mass.gov/info-details/massachusetts-covid-19-vaccination-data-and-updates#weekly-covid-19-municipality-vaccination-data->

Precautions to Take:

- If you have not been vaccinated, or have not completed your vaccination series, **do so now**. To find a vaccination clinic, click here: <https://www.mass.gov/covid-19-vaccine>.
- You should wear a face covering inside public spaces and elsewhere, where crowds might be located.
- Third doses of vaccine have been approved for all persons over the age of 12 years. Those third doses can be sought at pharmacies and medical practices.
- If you have been identified as a close contact of a positive person, consider being tested no sooner than 5 days after your last exposure to that person. To find a test site, visit <https://www.mass.gov/info-details/find-a-covid-19-test>.
- The Commonwealth has created an anonymous alert system to notify you if you may have been close to a positive person; you must sign up to be part of this system. Visit here for details: <https://member.everbridge.net/index/406686158291020/#/signup>.

Face Covering Guidance:

- You should wear a mask when indoors at public spaces.
- On Public Transportation and Ride Shares, all persons **MUST** wear face coverings.
- You **MUST** wear a face covering inside a medical facility and congregate care facilities.
- You **MUST** wear a face covering inside a public school building.
- You **MUST** wear a face covering inside The Robb Center, Memorial Hall Library, and the Cormier Youth Center.
- You **MUST** wear a face covering inside any municipal building, and at all municipal board and committee meetings.