



TOWN OF ANDOVER

Town Offices
36 Bartlet Street
Andover, MA 01810
(978) 623-8200
www.andoverma.gov

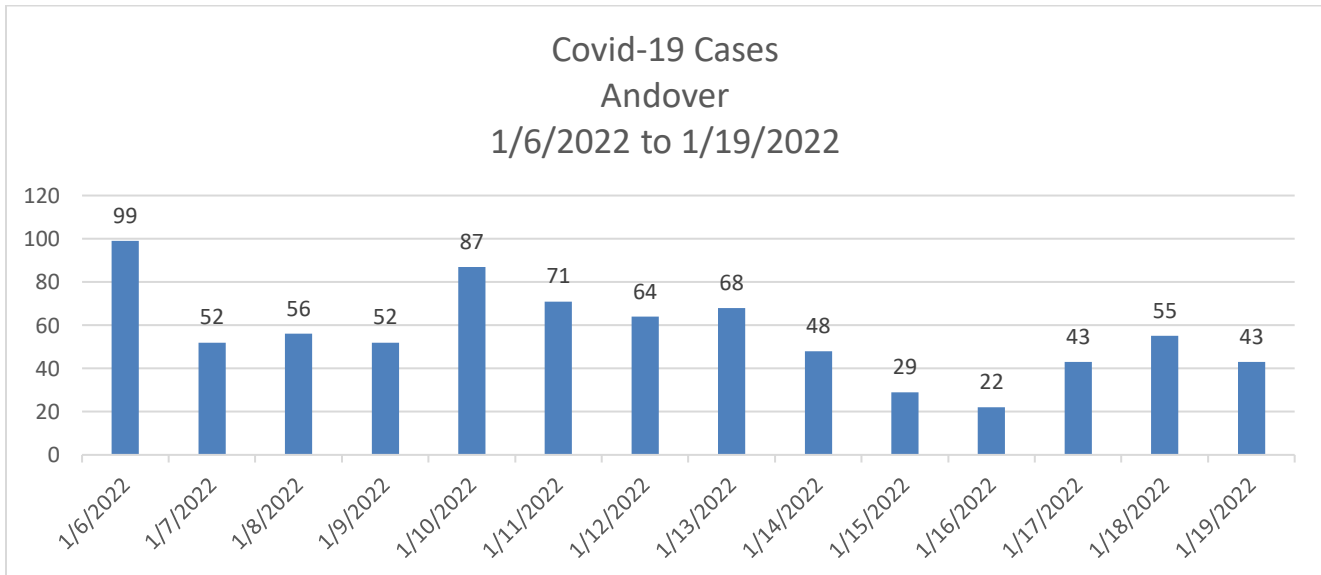
ANDOVER COVID-19 CASE DATA REPORT DATE: January 21, 2022

THE BOARD OF HEALTH STRONGLY RECOMMENDS THE USE OF FACE COVERINGS WHILE AT INDOOR GATHERINGS, INCLUDING RETAIL AND GYM SETTINGS.

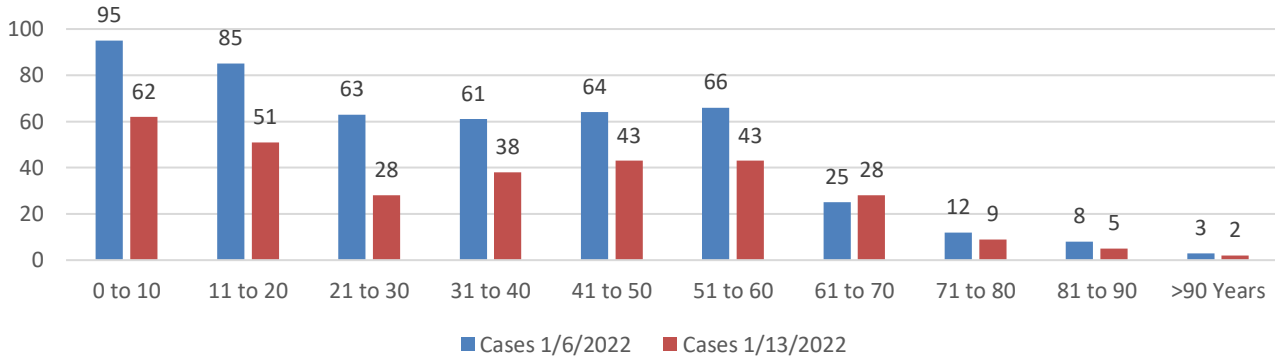
FAQs:

- I used an at-home test kit and tested positive; where should I report these results? – The results are not reportable to the town, and would not be included in these case counts.
- Should I have an additional test done if my home test is positive? – Yes, we recommend seeking a PCR test to confirm the home test.
- Should I be vaccinated? People who are vaccinated are still getting Covid-19 – Yes, vaccination has been shown to decrease adverse events when someone does acquire the virus.
- Should I wear a mask? People are still getting Covid-19 when they wear a mask. – Masks are an important intervention to help slow the spread of the virus, and should be used when indoors in public spaces such as retail stores and gyms. Not all masks are equal; reusable cloth masks are OK, disposable procedure masks are better, and N95-type masks are the best protection.

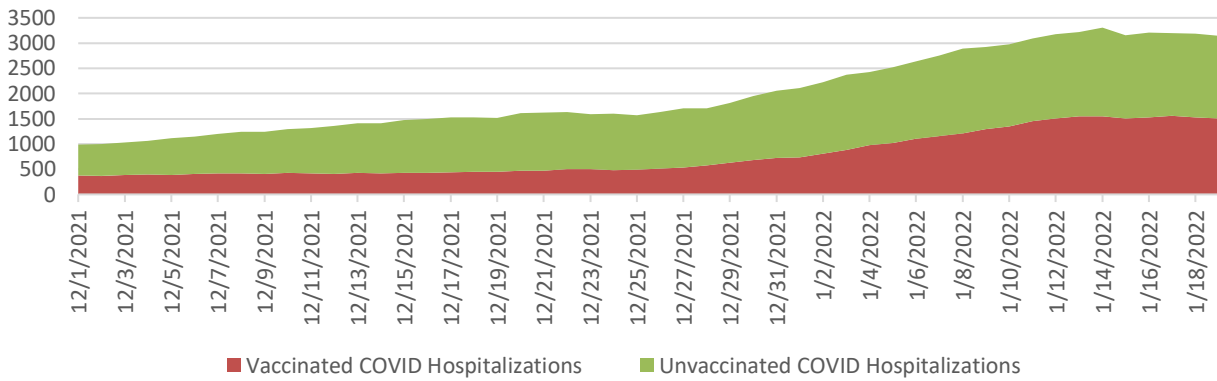
NEED YOUR VACCINATION RECORD? Click here to access information on how to download it:
<https://myvaxrecords.mass.gov/>.



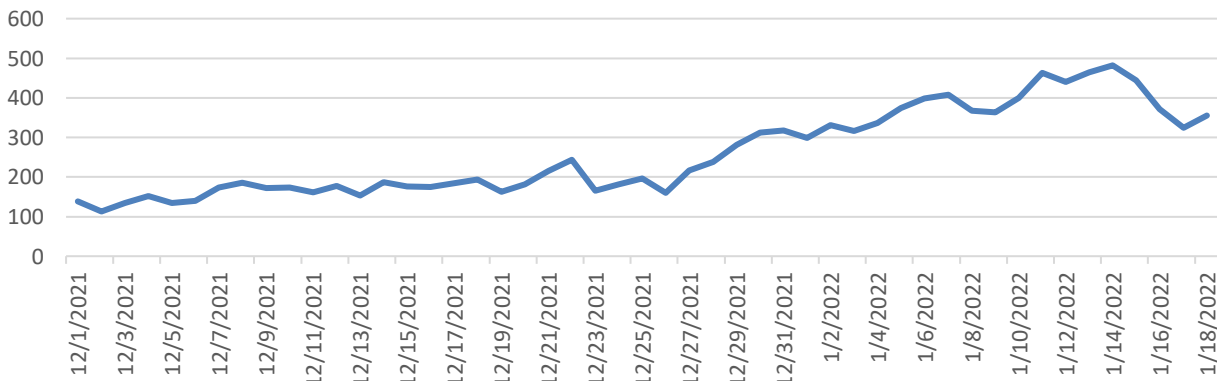
Covid-19 Cases by Age Group & Week Andover 1/6/2022 to 1/19/2022



Hospitalizations Massachusetts 12/1/2021 to 1/19/2022



New COVID-19 Hospitalizations Massachusetts 12/1/2021 to 1/18/2022



This data is for January 6 to 12, 2022:

Age Range (Years)	# of Positive Cases	# Vaccinated	# Not Vaccinated	# Booster Shot
0 to 10	94	24	70	0
11 to 20	85	61	24	17
21 to 30	63	46	17	13
31 to 40	60	45	15	20
41 to 50	63	54	9	24
51 to 60	66	55	11	31
61 to 70	25	22	3	12
71 to 80	12	8	4	5
81 to 90	8	7	1	6
>90 Years	3	3	0	3
Total	479	325	154	131

This data is for January 13 to 19, 2022:

Age Range (Years)	# of Positive Cases	# Vaccinated	# Not Vaccinated	# Booster Shot
0 to 10	61	13	48	0
11 to 20	52	41	11	11
21 to 30	28	22	6	8
31 to 40	38	32	6	17
41 to 50	43	41	2	16
51 to 60	43	38	5	21
61 to 70	28	24	4	17
71 to 80	9	6	3	6
81 to 90	5	5	0	3
>90 Years	2	1	1	1
Total	309	223	86	100

Age Group	Cases 12/23/2021	Cases 12/30/2021	Cases 1/6/2022	Cases 1/13/2022
0 to 10	38	54	94	61
11 to 20	51	108	85	52
21 to 30	40	82	63	28
31 to 40	28	64	60	38
41 to 50	47	65	63	43
51 to 60	37	53	66	43
61 to 70	13	28	25	28
71 to 80	4	9	12	9
81 to 90	1	11	8	5
> 90 Years	1	2	3	2
Total	260	476	479	309

Items to Note:

- These numbers represent the data obtained through the state’s MAVEN system, and do not reflect diagnosis through home rapid tests; assume that the actual positive cases are higher.
- For the week January 6 through 12, 68% of the cases were vaccinated, 40% were boosted.

- For the week January 13 through 19, 72% of the cases were vaccinated, 45% were boosted
- 79% of Andover residents are fully vaccinated; 46% have received a booster shot.
- 179 cases out of 479 cases in the week starting January 6th are under the age of 20 years (37%).
- 113 cases out of 309 cases in the week starting January 13th are under the age of 20 years (36.5%).
- 48 cases out of the 94 in age range 0 to 10 years in the week starting January 6th are under 5 years old, and therefore ineligible for vaccine.
- 32 cases out of the 61 in age range 0 to 10 years in the week starting January 13th are under 5 years old, and therefore ineligible for vaccine.
- The hospitalization chart is taken from data supplied by the Commonwealth of Massachusetts using raw data.

Andover Vaccination Data: 1/20/2022:

Age Group	Population	Individuals with at least one dose	Individuals with at least one dose per capita	Fully vaccinated individuals	Fully vaccinated individuals per capita	Individuals with booster doses	Individuals with booster doses per capita
5-11 Years	3,285	2,113	64%	1,795	55%	4	0%
12-15 Years	2,155	2,158	>95%	1,958	91%	327	15%
16-19 Years	2,010	2,354	>95%	2,158	>95%	1,153	57%
20-29 Years	3,729	3,469	93%	2,895	78%	1,526	41%
30-49 Years	8,928	7,897	88%	7,096	79%	4,223	47%
50-64 Years	7,988	7,983	>95%	7,231	91%	4,965	62%
65-74 Years	3,432	3,541	>95%	3,152	92%	2,484	72%
75+ Years	2,607	2,579	>95%	2,295	88%	1,748	67%
Total	36,064	32,094	89%	28,580	79%	16,430	46%

Qualifications: WE KNOW THAT SOME OF THESE NUMBERS CONFLICT WITH EACH OTHER; THIS IS MEANT TO SERVE AS A LENSE TO WHAT IS OCCURRING IN THE COMMUNITY. This data is fluid and may not match numbers presented in the state’s weekly community data. The state positive case data may be found here: <https://www.mass.gov/info-details/covid-19-response-reporting>.

- In the 16 to 19 year range, there are more persons vaccinated than listed in the population. Population numbers are estimates created by the Commonwealth; the number vaccinated is taken from immunization reports.
- State-wide vaccination data can be found here: <https://www.mass.gov/info-details/massachusetts-covid-19-vaccination-data-and-updates>
- The State Report on cases in vaccinated persons can be found here: <https://www.mass.gov/info-details/massachusetts-covid-19-vaccination-data-and-updates#weekly-covid-19-municipality-vaccination-data>

Precautions to Take:

- If you have not been vaccinated, or have not completed your vaccination series, **do so now**. To find a vaccination clinic, click here: <https://www.mass.gov/covid-19-vaccine>.
- You should wear a face covering inside public spaces and elsewhere, where crowds might be located.
- Third doses of vaccine have been approved for all persons over the age of 12 years. Those third doses can be sought at pharmacies and medical practices.
- If you have been identified as a close contact of a positive person, consider being tested no sooner than 5 days after your last exposure to that person. To find a test site, visit <https://www.mass.gov/info-details/find-a-covid-19-test>.
- The Commonwealth has created an anonymous alert system to notify you if you may have been close to a positive person; you must sign up to be part of this system. Visit here for details: <https://member.everbridge.net/index/406686158291020/#/signup>.

Face Covering Guidance:

- You should wear a mask when indoors at public spaces.
- On Public Transportation and Ride Shares, all persons **MUST** wear face coverings.
- You **MUST** wear a face covering inside a medical facility and congregate care facilities.
- You **MUST** wear a face covering inside a public school building.
- You **MUST** wear a face covering inside The Robb Center, Memorial Hall Library, and the Cormier Youth Center.
- You **MUST** wear a face covering inside any municipal building, and at all municipal board and committee meetings.