

# Greater Lawrence Area Restoration Program – 'House Ready' Plan

October 5, 2018



Columbia Gas®



# PATH TO SERVICE RESTORATION

## GENERAL OVERVIEW



### MAKING YOUR HOME OR BUSINESS "GAS READY"

#### Main Line Replacement

The main gas line that brings gas into the area has been replaced on your street.

#### Service Line Replacement

The line connecting your home or business to the main line has been replaced.

#### Meter Installation

The gas meter that measures gas and regulates flow into your home or business has been installed.



### MAKING YOUR HOME OR BUSINESS "HOUSE READY"

#### Assessment

A team will visit your home or business to assess your natural gas appliances and piping and review options.

#### Repairs and Installation

Upon completion of repairs, we will test natural gas lines for safety, install appliances and you will receive warranty information.

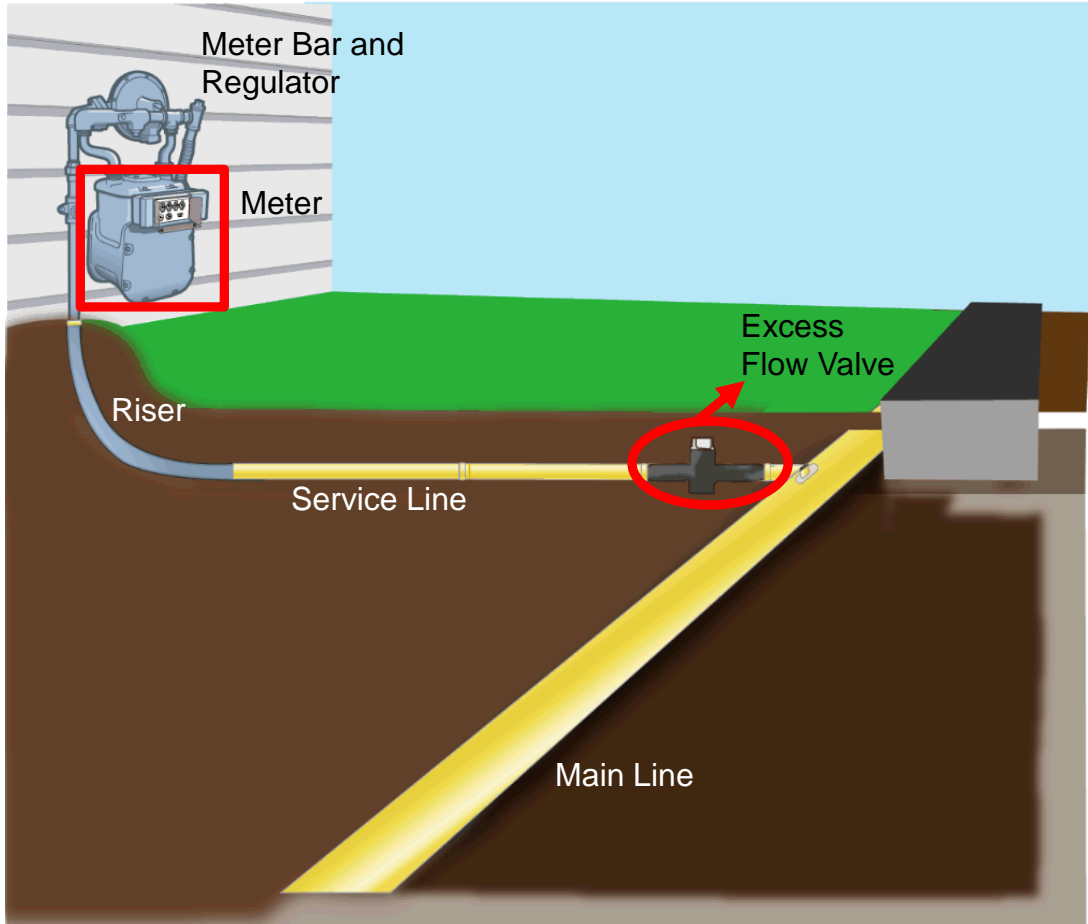


### NATURAL GAS SERVICE RELIGHT

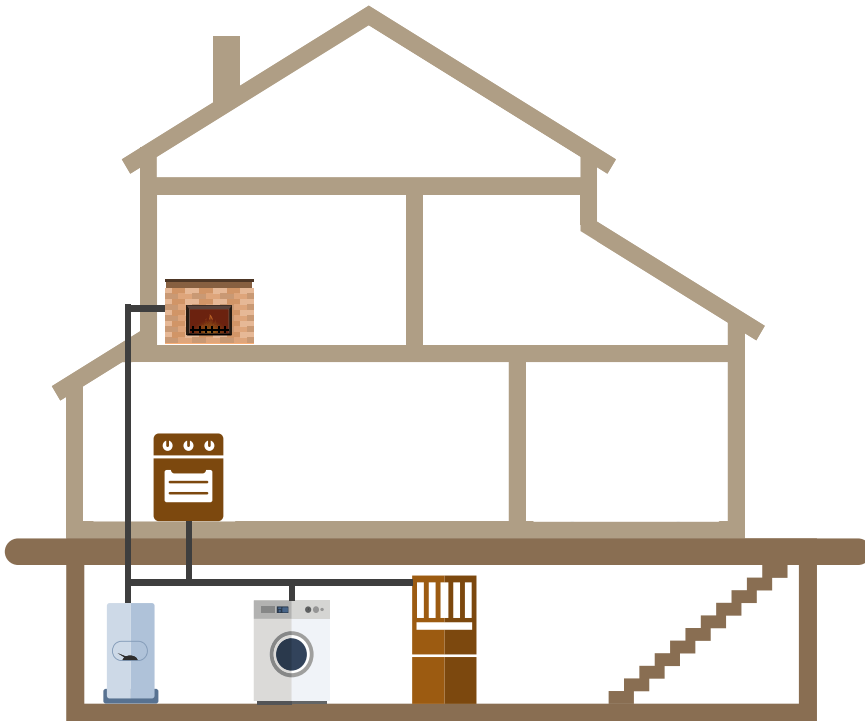
To restore natural gas service to your home or business, **all work inside and outside must be completed.**

**Once Gas Ready and House Ready, a Columbia Gas representative will visit your home or business, perform final safety checks and restore your natural gas service.**

# 'Gas Ready' = Outside Work by Construction Team

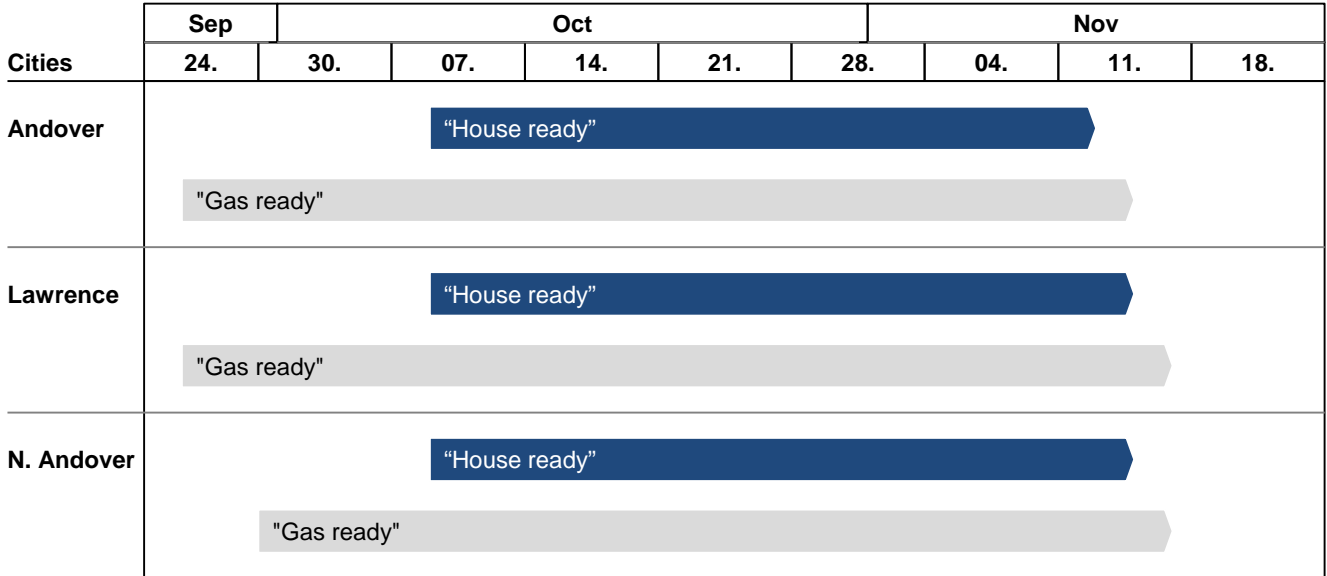


## 'House Ready' = Inside Work by Installation Teams




**Work inside your home or business is completed, safety checked and available to relight.**

# Projected 'Gas Ready' and 'House Ready' Schedule



# Projected 'Gas Ready' and 'House Ready' Schedule by Zone and Town



**A – Andover**

**LA – Lawrence**

**NA – North Andover**

# The 'House Ready' Process: Steps Completed by Columbia Gas and Contract Partners

## **Assess and Install Activities**

---

- Assess your natural gas appliances and piping
- Review and select appliance options
- Disconnect and remove damaged appliances; repair or replace in-home gas lines; connect new appliances to make the home 'Gas Ready'