



TOWN OF ANDOVER

Town Offices
 36 Bartlet Street
 Andover, MA 01810
 (978) 623-8200
 www.andoverma.gov

COVID-19 DATA REVIEW October 1, 2020

Data from Weekly Covid-19 Dashboard 9/30/2020

Community	Total Case Count	Case Count (Last 14 Days)	Avg. Daily Incident Rate per 100,000 (last 14 days)	Relative Change in Case Counts	Total Tests	Total Test (last 14 days)	Total Positive Tests (last 14 days)	% Positivity (Last 14 Days)	Change in Percent Positivity
Andover	390	26	5.2	Higher	18091	3337	28	0.84%	Higher
Haverhill	1553	129	14.0	Higher	31031	4466	146	3.27%	Higher
Lawrence	4776	313	25.4	Higher	51773	6780	401	5.91%	No Change
Lynnfield	146	14	8.6	Higher	5487	859	18	2.10%	Higher
Methuen	1334	94	12.5	Higher	24992	3745	112	2.99%	Higher
N. Andover	532	111	26.2	Higher	32155	8335	119	1.43%	Higher
N. Reading	229	10	4.3	Higher	6728	1158	10	0.86%	Higher
Reading	345	14	3.6	Higher	11447	1801	14	0.78%	Higher
Tewksbury	661	19	4.4	Higher	15871	2275	22	0.97%	Higher
Wilmington	382	10	2.9	No Change	8981	1383	14	1.01%	No Change

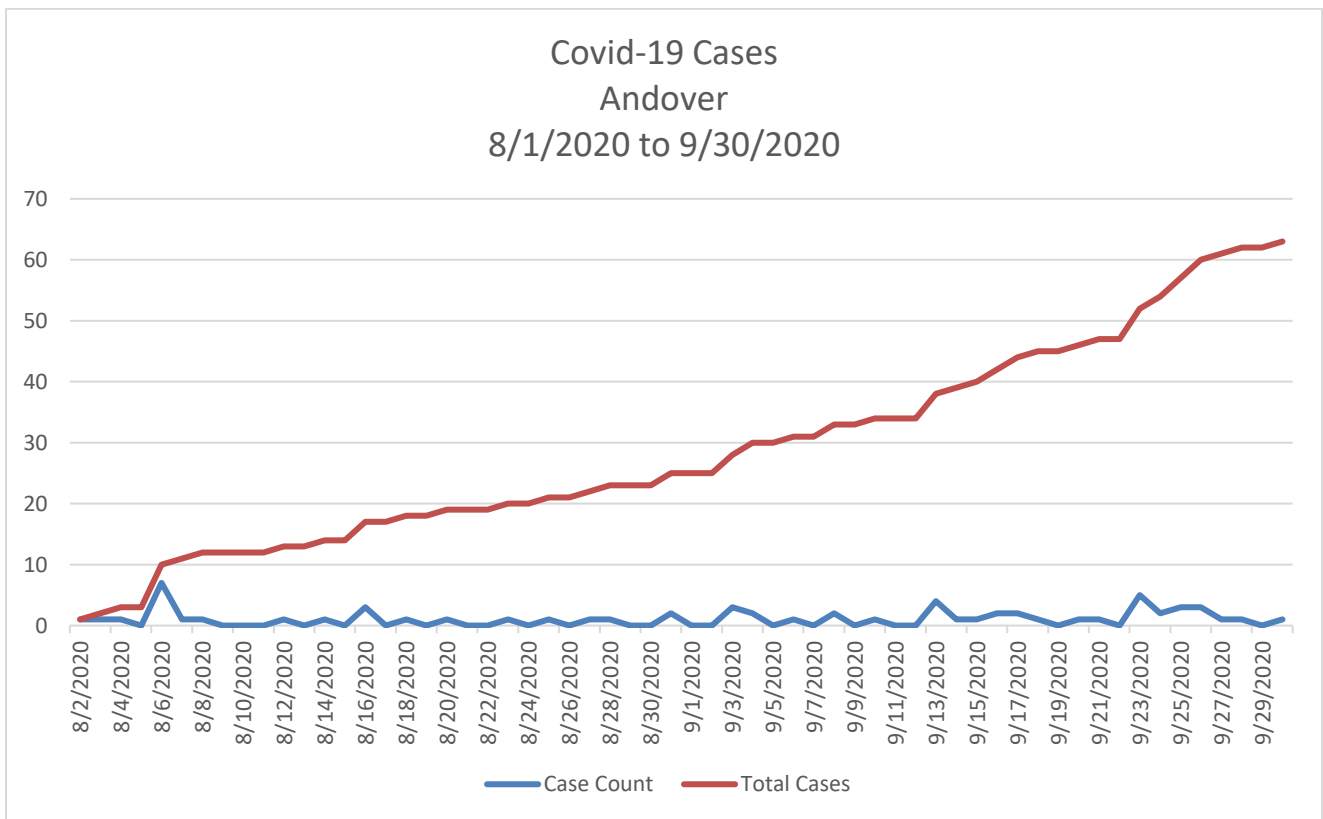
Andover Weekly Data

Date	Total Case Count	Case Count (Last 14 Days)	Avg. Daily Incident Rate per 100,000 (last 14 days)	Relative Change in Case Counts	Total Tests	Total Test (last 14 days)	Total Positive Tests (last 14 days)	% Positivity (Last 14 Days)	Change in Percent Positivity
8/12/2020	337	14	2.8	Higher	8331	1489	14	0.94%	No Change
8/19/2020	345	14	2.8	Lower	9306	1697	14	0.82%	Lower
8/26/2020	351	11	2.2	Lower	10201	1743	11	0.63%	Lower
9/2/2020	354	9	1.8	Higher	11368	1860	10	0.54%	No Change
9/9/2020	361	13	2.6	Higher	13020	2732	14	0.51%	No Change
9/16/2020	366	10	2.0	Lower	14394	2963	10	0.34%	Lower
9/23/2020	376	15	3.0	Higher	16171	3033	16	0.53%	Higher
9/30/2020	390	26	5.2	Higher	18091	3337	28	0.84%	Higher
State 9/30/2020	129753	5569	5.7	Higher	4050617	782320	6788	0.87%	No Change

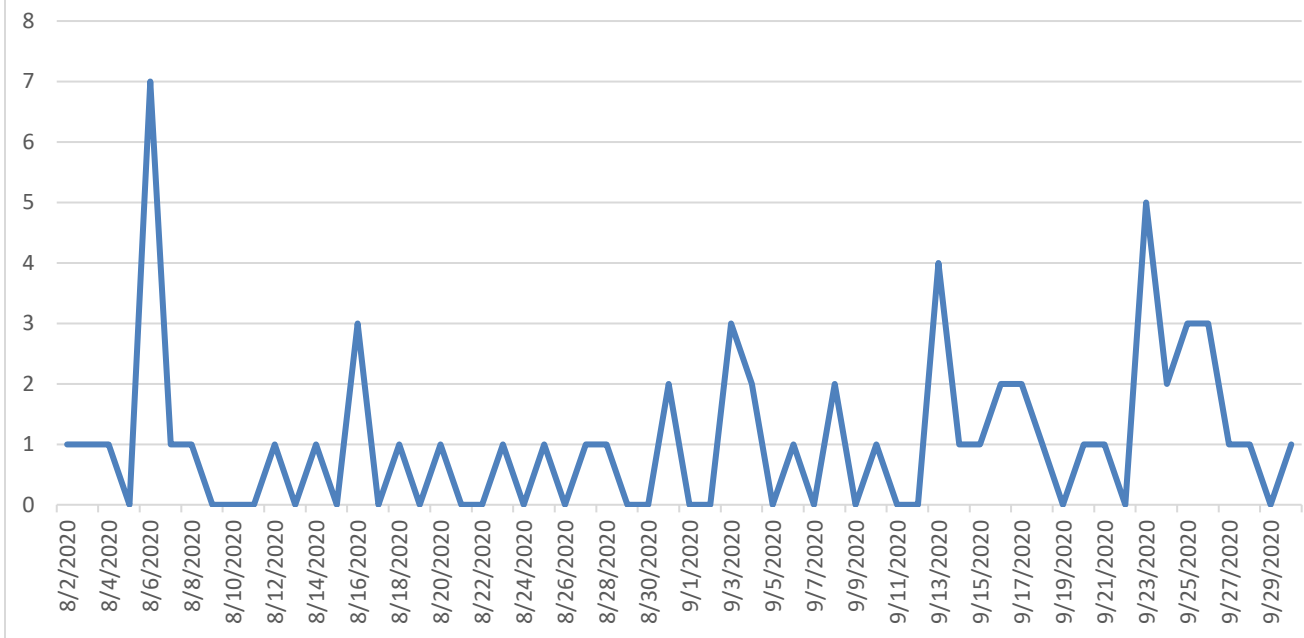
Observations:

- With the exception of Wilmington, the entire region has seen an increase in its case rate of last week.
- North Andover’s case count for the past two weeks has been heavily influenced by the outbreak at Merrimack College. Note that all cases associated with Merrimack College are reported as North Andover cases, as that is the mailing address of the institution.
- For Andover, the 14-day test total has increased steadily, meaning that more people each week are seeking to be tested.
- Andover’s Percent Positivity Rate fell through mid-September, but has increased over the past two weeks.
- The state’s weekly data pull occurs on Wednesday morning at 10:00 AM; it is a snapshot in time that may not necessarily reflect the actual known data for the community. The data is constantly adjusted as positive cases are reassigned to communities where the case actually resides. For example, Andover has had some college students living in other states for several weeks test positive; when those cases are reported here, they are reassigned to the jurisdiction where those students currently reside. **AS OF SEPTEMBER 25, 2020, OUR ACTUAL POSITIVE CASE NUMBER IS 377.**

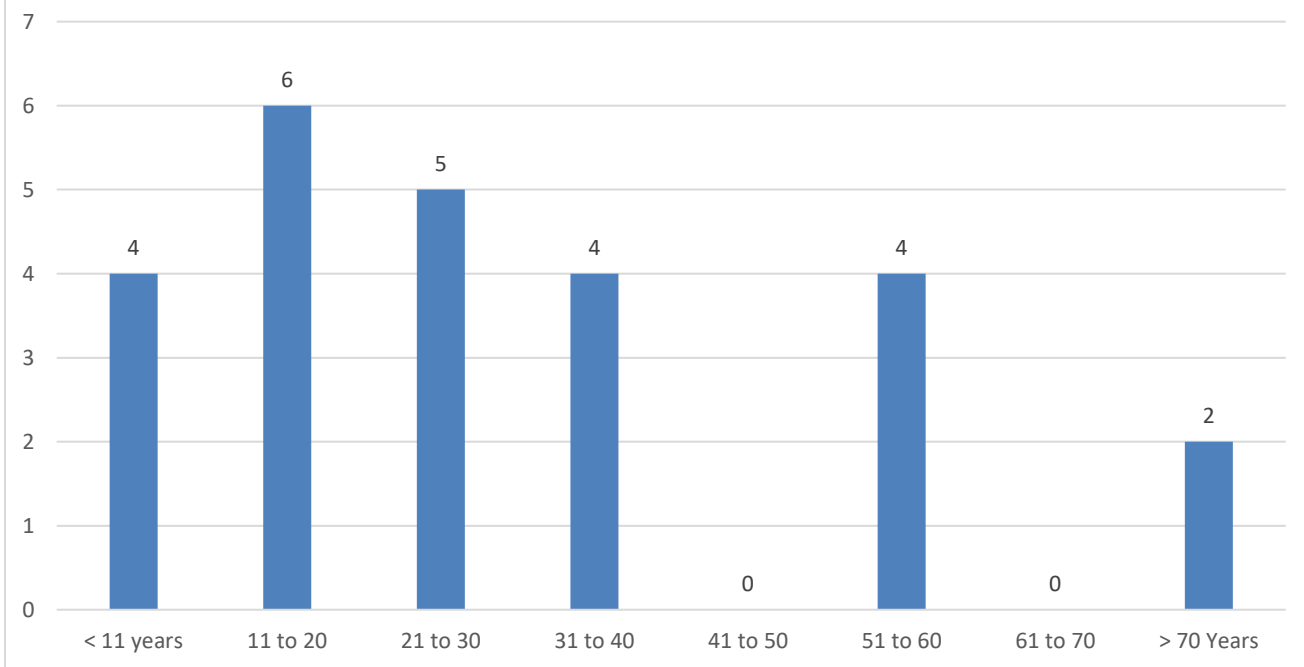
The following graphs reflect data obtained from MAVEN on 10/1/2020.

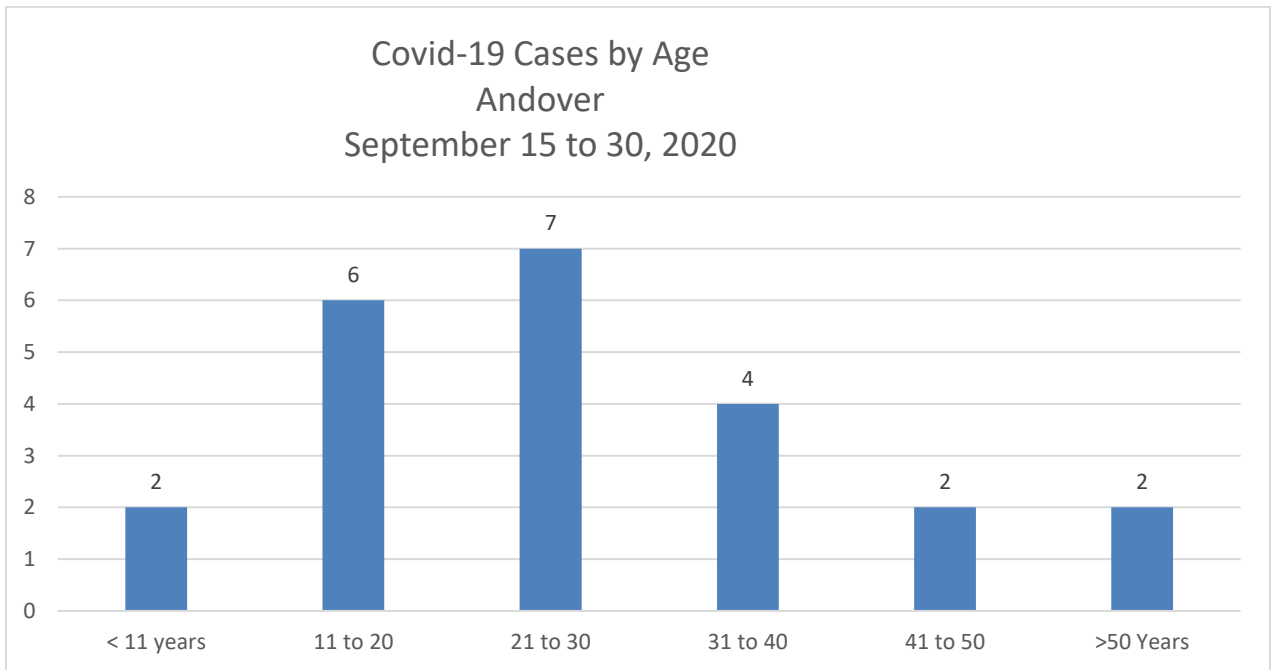
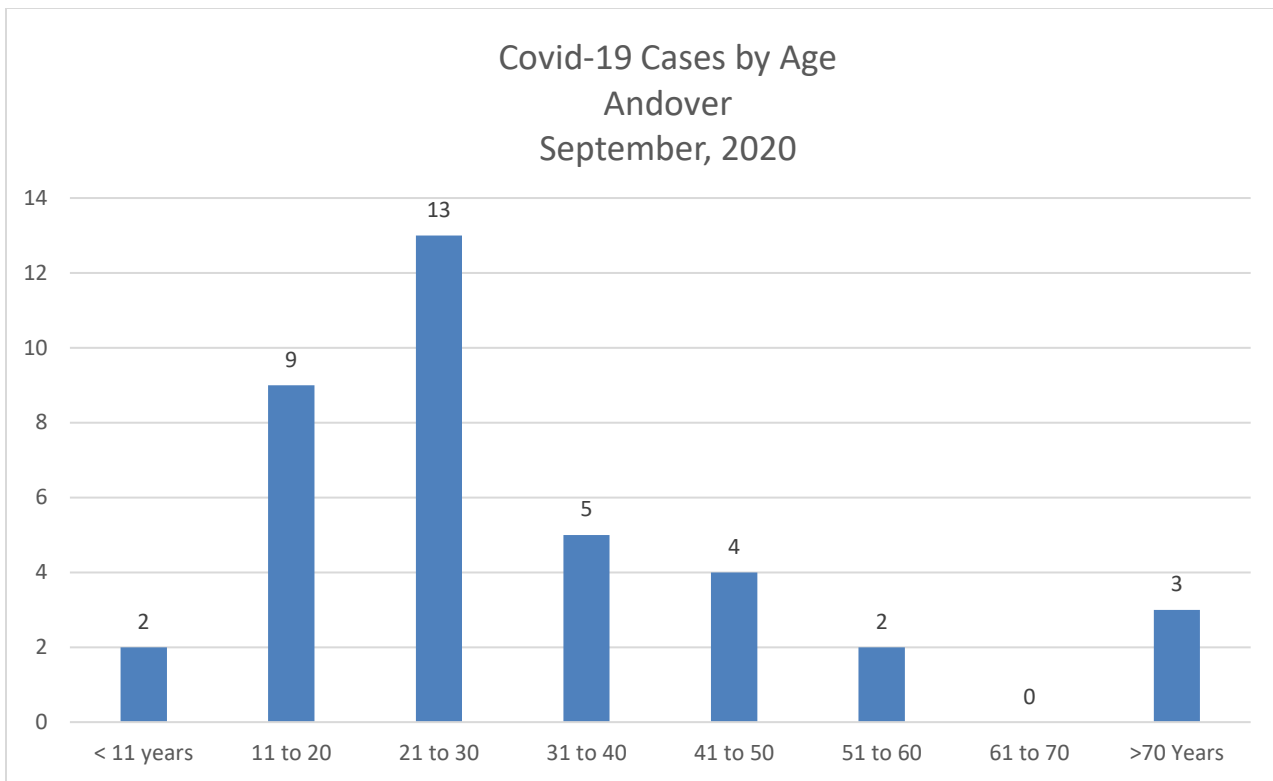


Covid-19 Cases by Day
Andover
8/1/2020 to 9/30/2020



Covid-19 Cases by Age
Andover
August, 2020



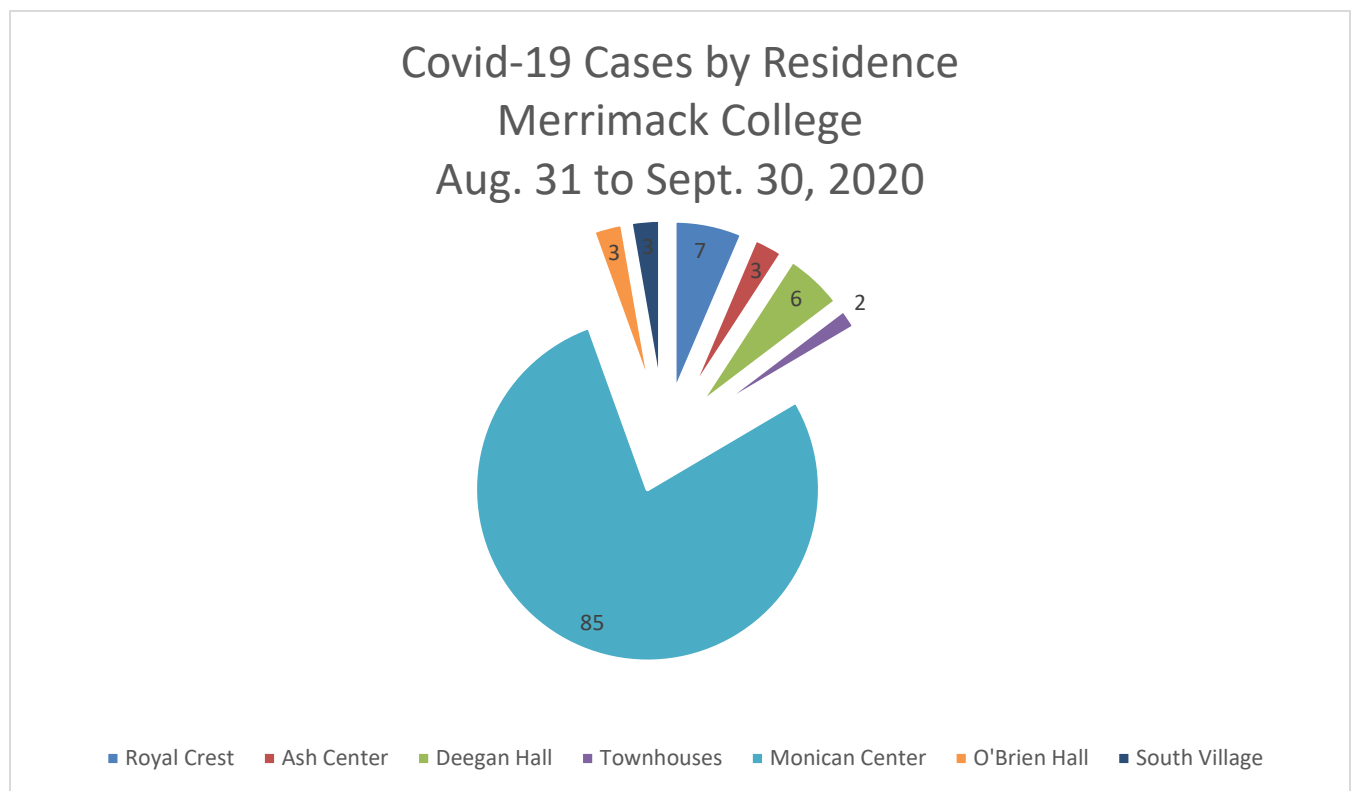


Observations:

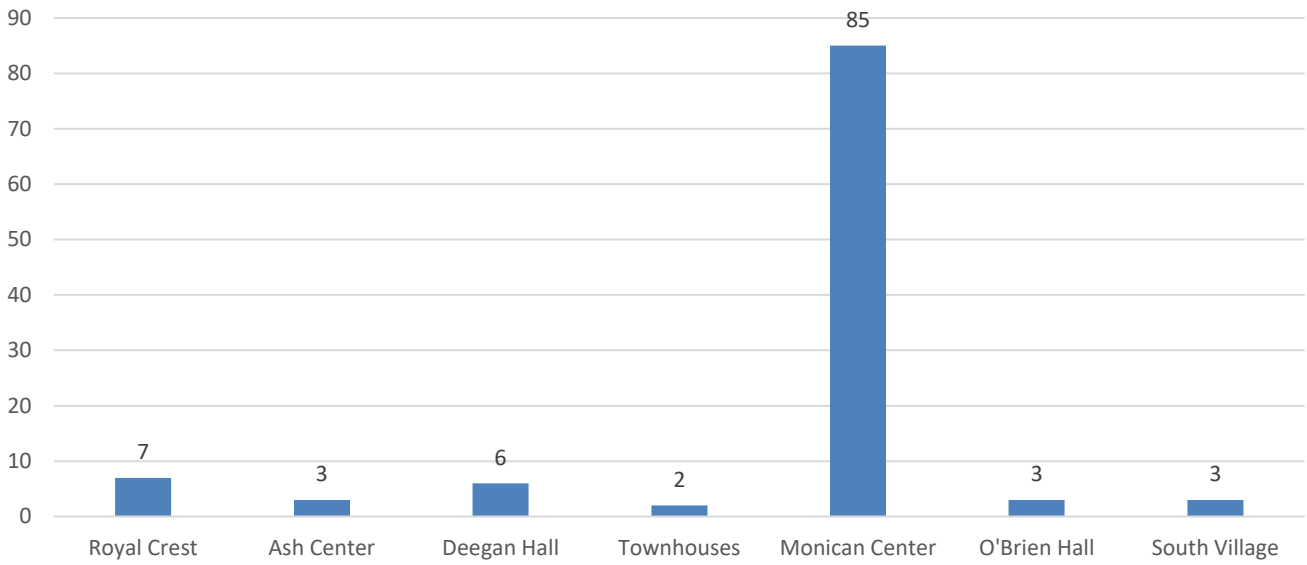
- Cases appear to begin to increase starting September 13th, or the week following Labor Day. There could be a correlation with possible exposures beginning over the Labor Day Weekend.
- Of the 24 cases from September 15 to 30, 7 occur in 3 family units.
- Of the 24 cases from September 15 to 30, 7 are college students.
- Of the 38 cases for September, 16 occur in 7 family units.

- To the best of our knowledge, none of the cases are associated with the Merrimack College cluster.
- Contact tracing has become more involved as our society has opened up. More activities mean more potential exposures; this is increasing the workload of those completing the contact tracing.
- Beyond the Merrimack College cluster, we are not seeing any particular cause of transmission within the community.
- Anecdotal evidence indicates that we are seeing fatigue among the general population as far as precautions go. There are more clusters of persons sitting close together without face coverings, and we are hearing more reports of social gatherings across the Commonwealth. The Health Division is working on a campaign to remind residents of the need to maintain vigilance.

Merrimack College Data from North Andover, taken from MAVEN on 10/1/2020:



Covid-19 Cases by Residence
Merrimack College
Aug. 31 to Sept. 30, 2020



Covid-19 Cases
Merrimack College
Aug. 31 to Sept. 30, 2020

