



TOWN OF ANDOVER

Town Offices
 36 Bartlet Street
 Andover, MA 01810
 (978) 623-8200
 www.andoverma.gov

COVID-19 DATA REVIEW May 14, 2021

Data from Weekly Covid-19 Dashboard 5/13/2021

Community	Total Case Count	Case Count (Last 14 Days)	Avg. Daily Incident Rate per 100,000 (last 14 days)	Relative Change in Case Counts	Total Tests	Total Test (last 14 days)	Total Positive Tests (last 14 days)	% Positivity (Last 14 Days)	Change in Percent Positivity
Andover	2769	29	5.7	Lower	101285	3177	34	1.07%	Lower
Haverhill	8160	189	20.5	Lower	158742	6342	233	3.67%	Lower
Lawrence	20046	364	29.6	Lower	231785	8754	465	5.31%	Lower
Lynnfield	1207	19	11.7	No Change	33388	1299	23	1.77%	Higher
Methuen	7525	127	16.8	Lower	127390	4758	151	3.17%	Lower
N. Andover	3010	50	11.8	Lower	189467	10136	64	0.63%	Lower
N. Reading	1430	26	11.2	Lower	40448	1607	28	1.74%	Lower
Reading	2085	25	6.5	Lower	64374	2627	27	1.03%	Lower
Tewksbury	3288	56	13.0	Lower	87803	3574	61	1.71%	Lower
Wilmington	2208	38	11.1	Lower	49553	2070	41	1.98%	Lower

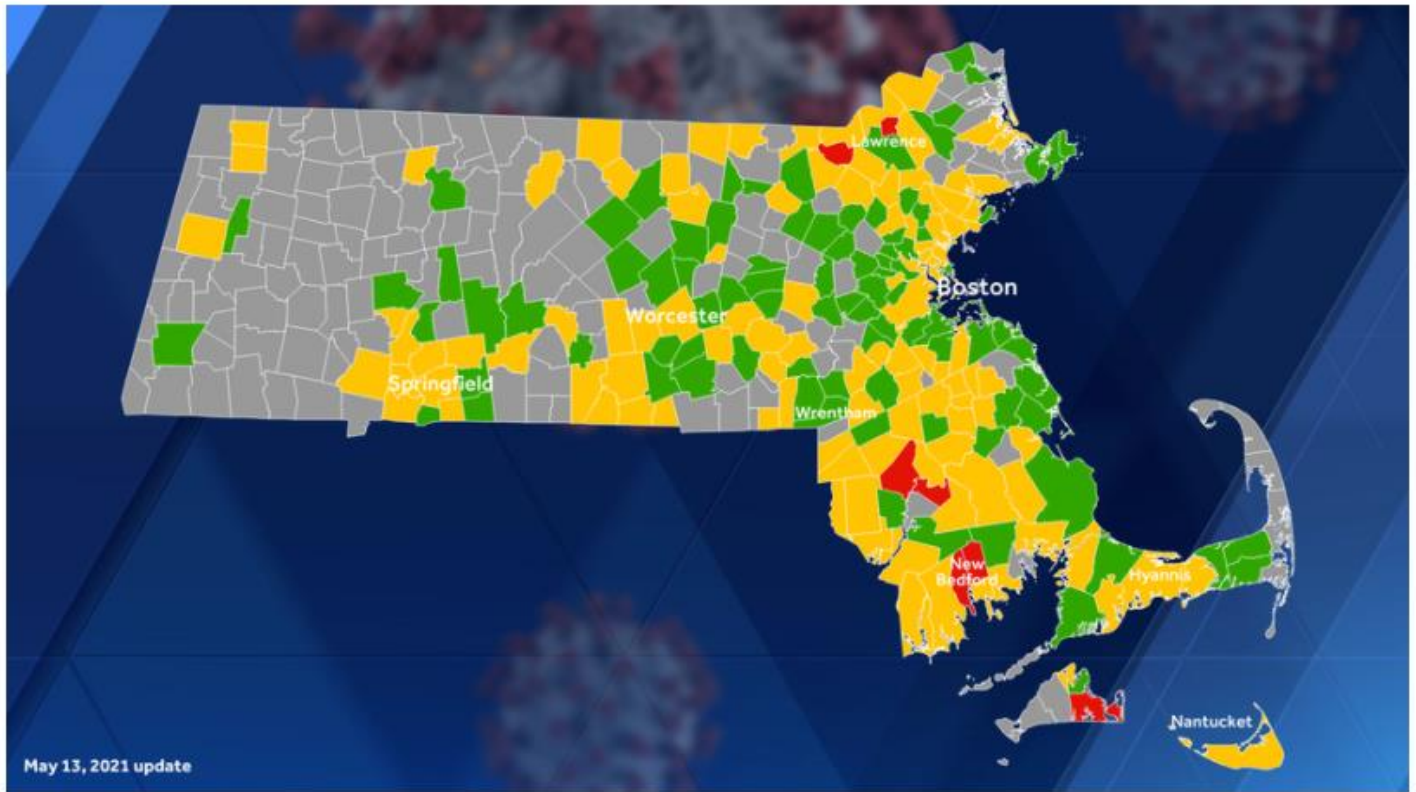
Andover Weekly Data

Date	Total Case Count	Case Count (Last 14 Days)	Avg. Daily Incident Rate per 100,000 (last 14 days)	Relative Change in Case Counts	Total Tests	Total Test (last 14 days)	Total Positive Tests (last 14 days)	% Positivity (Last 14 Days)	Change in Percent Positivity
4/8/2021	2570	136	26.9	Higher	90847	4499	161	3.58%	Higher
4/15/2021	2642	165	32.7	Higher	93103	4455	194	4.35%	Higher
4/22/2021	2697	151	29.9	Lower	95712	4511	178	3.95%	Lower
4/28/2021	2746	109	21.6	Lower	98285	4256	136	3.20%	Lower
5/6/2021	2762	73	14.5	Lower	99969	3778	91	2.41%	Lower
5/13/2021	2769	29	5.7	Lower	101285	3177	34	1.07%	Lower
State 5/13/2021	654,734	12,199	12.5	Lower	22,116,958	974,004	14,368	1.48%	Lower

This table contains state-wide data & is intended to provide the reader with background on what type of cluster events are being noted (4/11/2021 to 5/8/2021).

Exposure Setting	NewClusters_Clusters	NewClusters_Confirmed Cases	New Clusters_Close Contacts
24/7 Congregate Settings	9	48	12
Child Care	53	192	206
Colleges & Universities	15	117	44
Corrections	3	8	1
Hospitals	4	14	3
Household	4,799	12,227	---
Industrial Settings	7	31	7
K-12 Schools	15	55	74
Long Term Care Facilities	38	92	---
Offices	2	6	3
Organized Athletics & Camps	14	62	85
Other	0	0	0
Other Food Establishments	0	0	0
Other Healthcare	1	2	0
Other Workplaces	2	5	1
Places of Worship	3	14	4
Recreation/Cultural	3	16	5
Restaurants & Food Courts	10	36	15
Retail & Services	6	27	17
Senior Living	2	4	0
Shelters	0	0	0
Social Gatherings	7	39	28
Travel & Lodging	0	0	0
Total	4,993	12,995	505

This map is from <https://www.wcvb.com/article/massachusetts-coronavirus-covid-19-community-spread-risk-map-color-coded/33646711> on 5/15/2021.

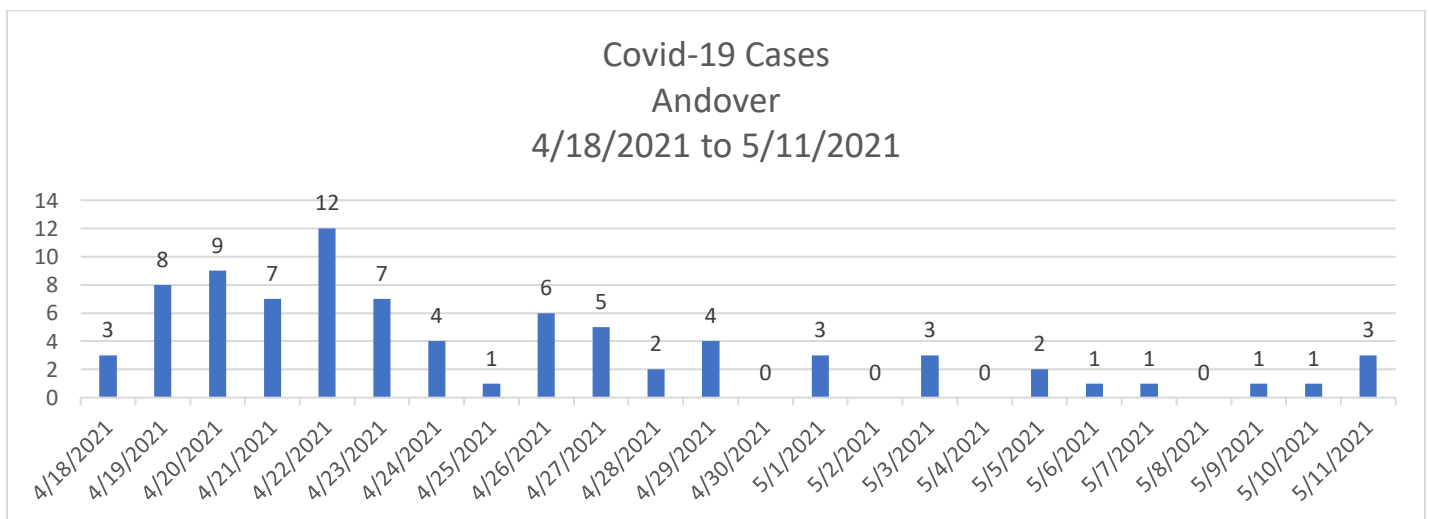


may 13, 2021 covid-19 risk map, based on ranking from dph SOURCE: WCVB

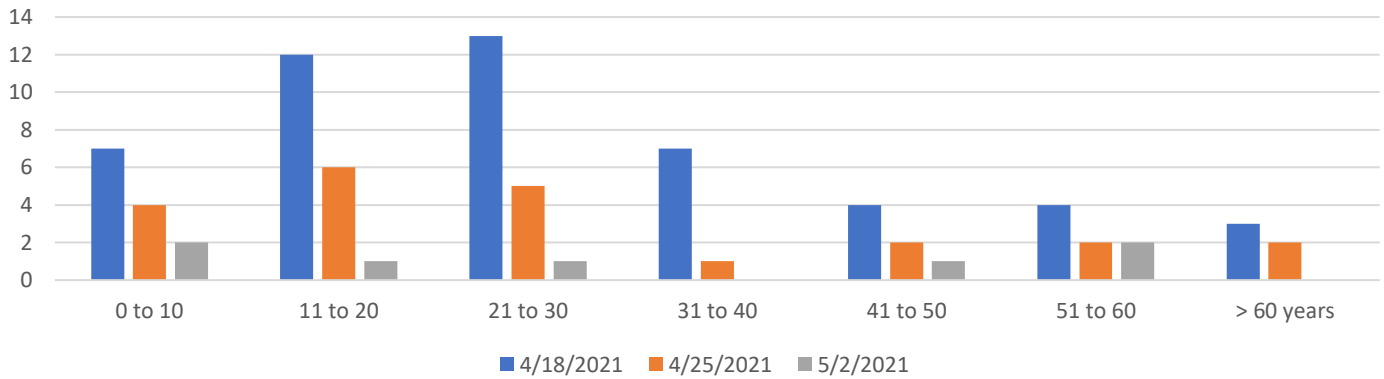
Observations:

- Andover has moved into the “Green” risk category, along with Reading. Lawrence is the only community still in a high risk category.
- Andover’s standardized case rate is the lowest in our region, and is half the state-wide average.
- Child care clusters appear to have decreased, while long term care clusters may be increasing.

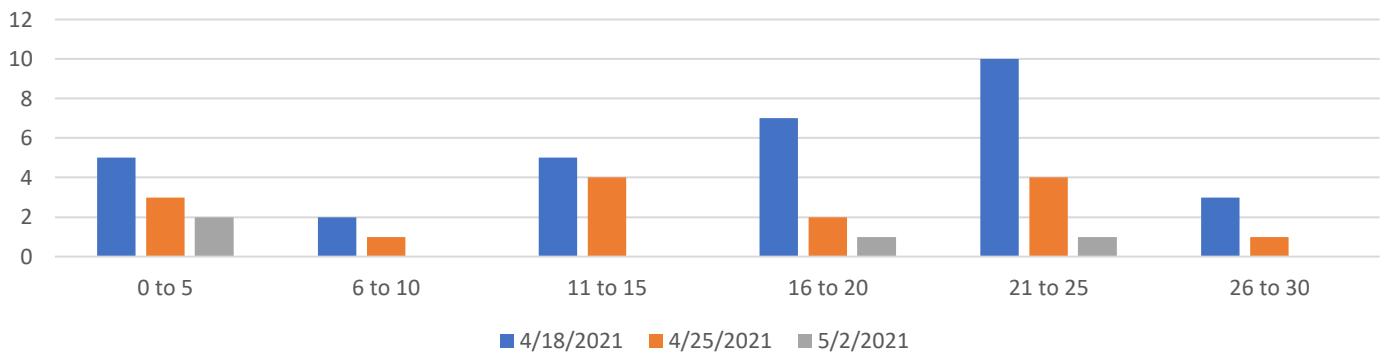
The following data comes from a report run from MAVEN on 5/7/2021, for the period 4/1/2021 to 5/5/2021.



Covid-19 Cases by Age & Week
Andover
4/18/2021 to 5/8/2021



Covid-19 Cases by Age & Week
Andover
4/18/2021 to 5/8/2021



Age Range	4/18/2021	4/25/2021	5/2/2021
0 to 5	5	3	2
6 to 10	2	1	0
11 to 15	5	4	0
16 to 20	7	2	1
21 to 25	10	4	1
26 to 30	3	1	0

Age Range	4/18/2021	4/25/2021	5/2/2021
0 to 10	7	4	2
11 to 20	12	6	1
21 to 30	13	5	1
31 to 40	7	1	0
41 to 50	4	2	1
51 to 60	4	2	2
> 60 years	3	2	0

Observations:

- We did not see a surge in case counts following April vacation as feared.
- April 22nd shows the highest case count in one single day. Of those 12 cases, two were in Merrimack College students, and another 4 were from the 2 households.
- Decrease in cases across all age groups appears to be the trend. Vaccination efforts are having a positive impact on case rates.
- Merrimack College has completed its semester, and their testing efforts will move from daily testing to twice per week; we anticipate a major decrease in both number of tests performed, as well as positive tests.